


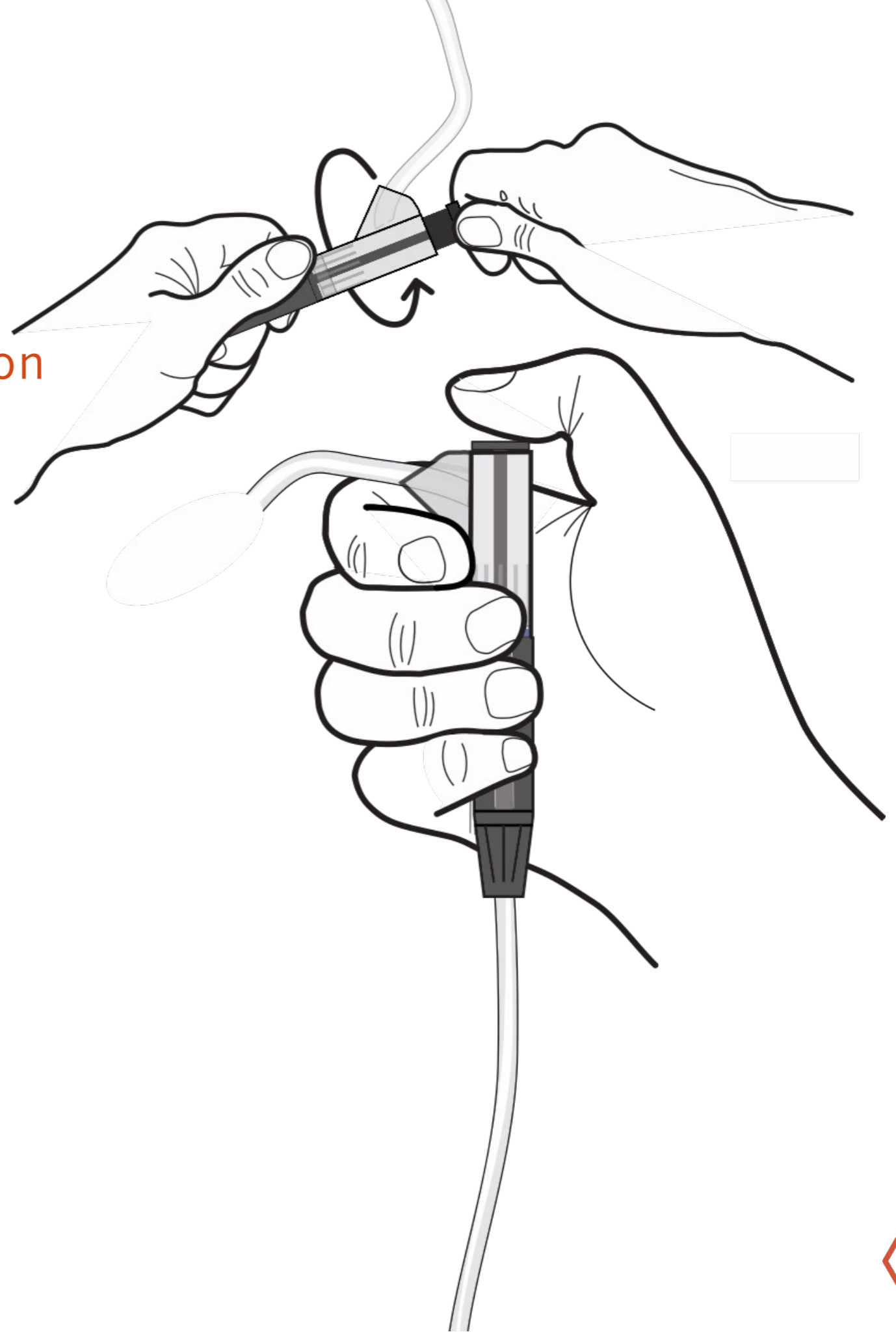
exploring :

the peritoneal dialysis experience
an empathic modeling exercise

 mary vasseur finn


preparation

- prosthesis-creation
- training
- supplies-order
- setup



preparation

1-build a prosthetic abdomen



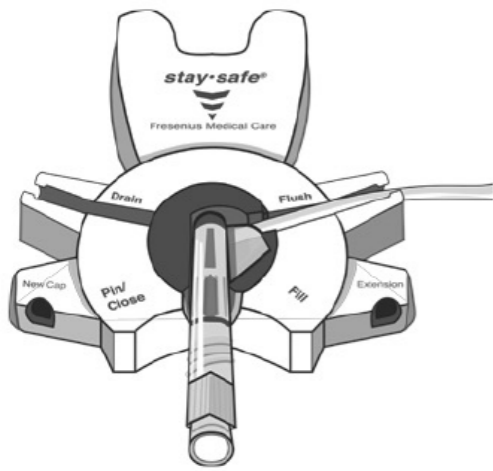
preparation

2-order supplies

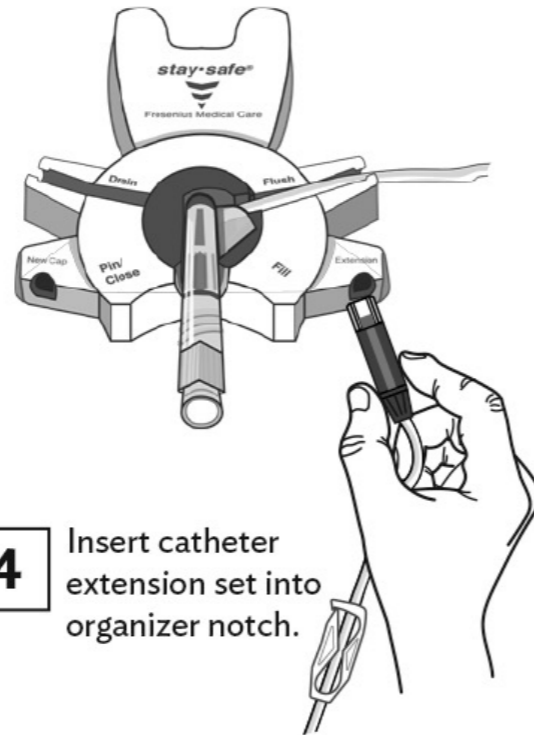


preparation

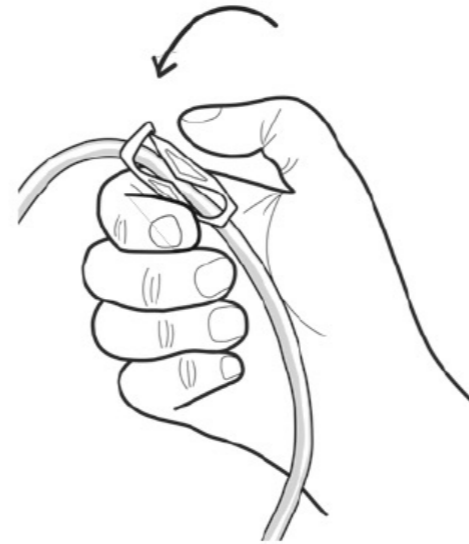
3-undergo patient training



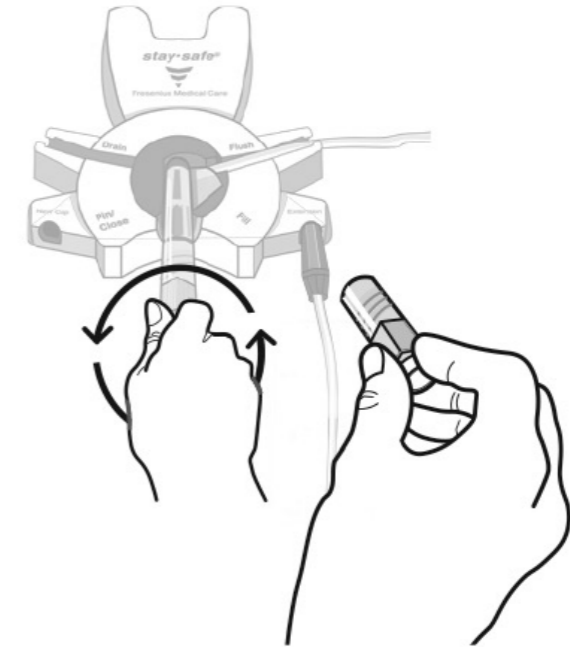
3 Insert PIN connector into organizer blue clip.



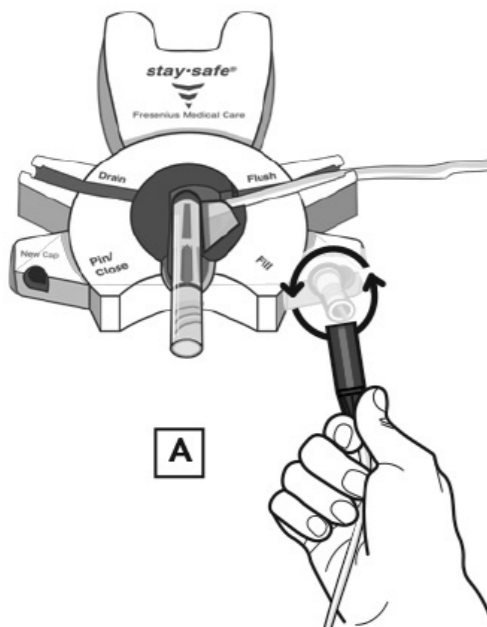
4 Insert catheter extension set into organizer notch.



5 Make sure white clamp on catheter extension set is closed.

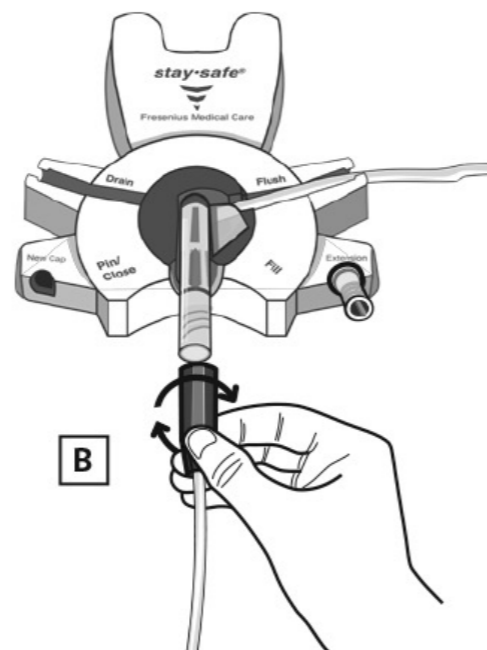


6 Unscrew and remove cap from PIN connector and set aside.

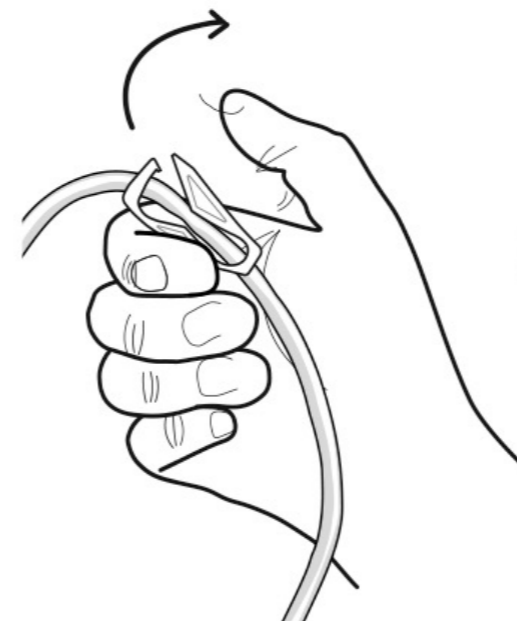


A

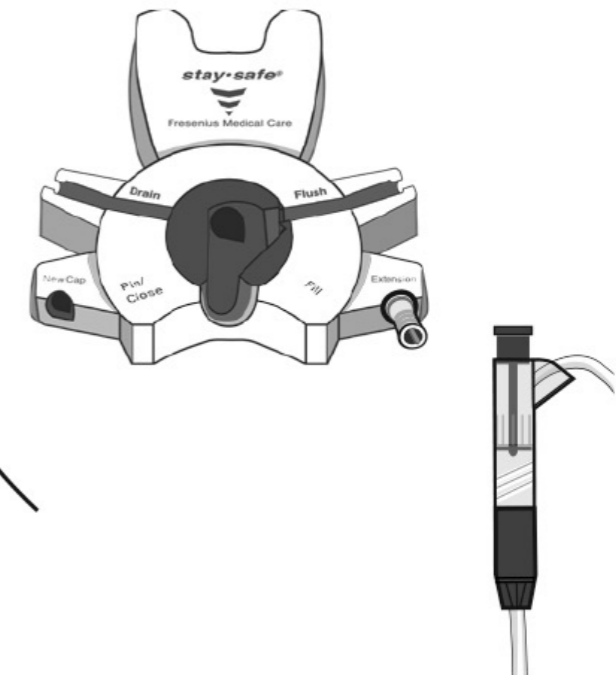
7 Unscrew the catheter extension set from its cap and immediately connect to PIN connector.



B



8 Open catheter extension set clamp and drain.



9 Remove PIN connector from organizer blue clip. Discard used cap.



preparation

4-set up



ok, here goes ...
(the experience)

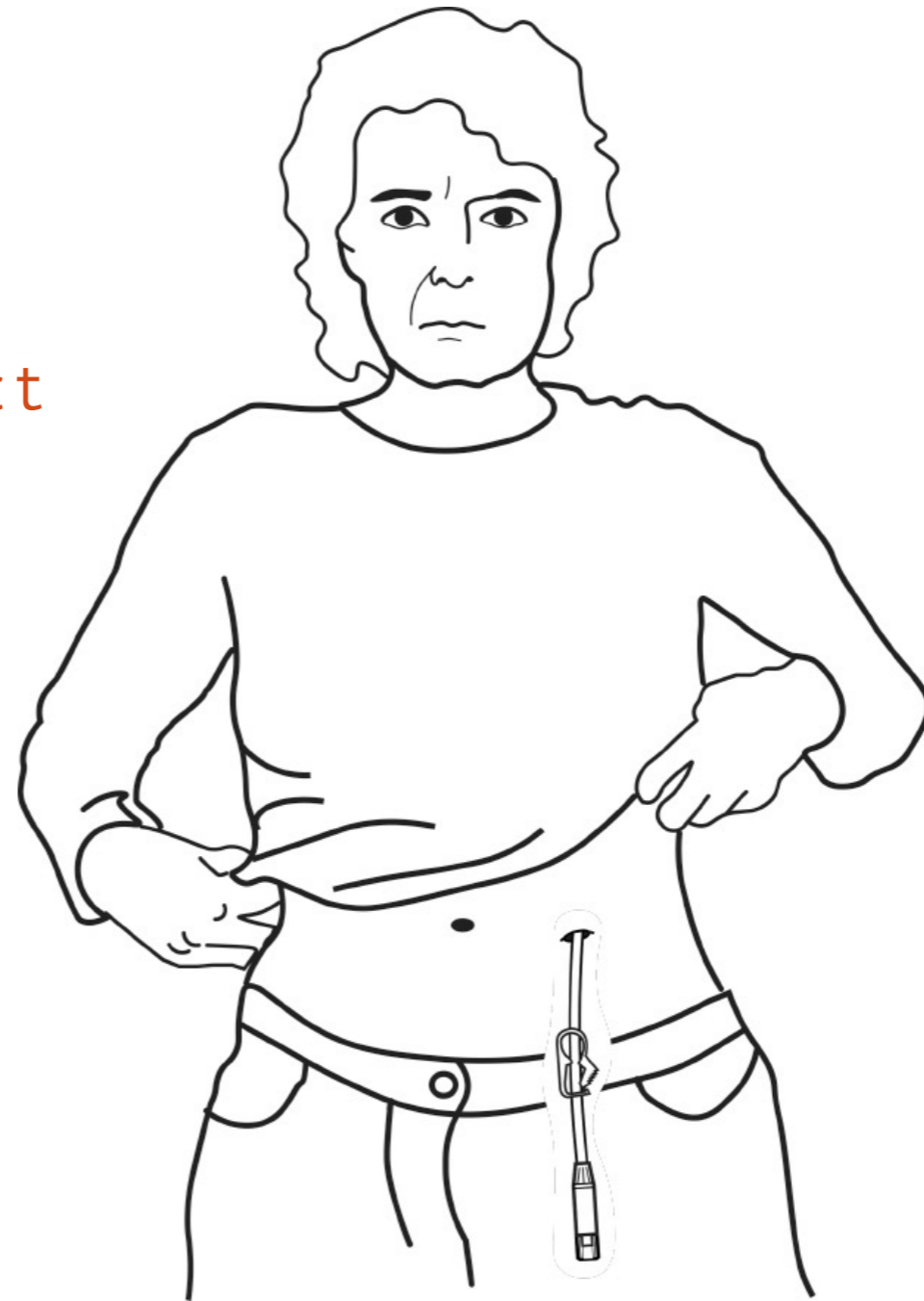


“I DO NOT ASK THE WOUNDED PERSON HOW HE FEELS,
I MYSELF BECOME THE WOUNDED PERSON.”

– WALT WHITMAN

discoveries

- self-image
- anxiety factor
- in-human connection
- ball and chain effect
- sacred space



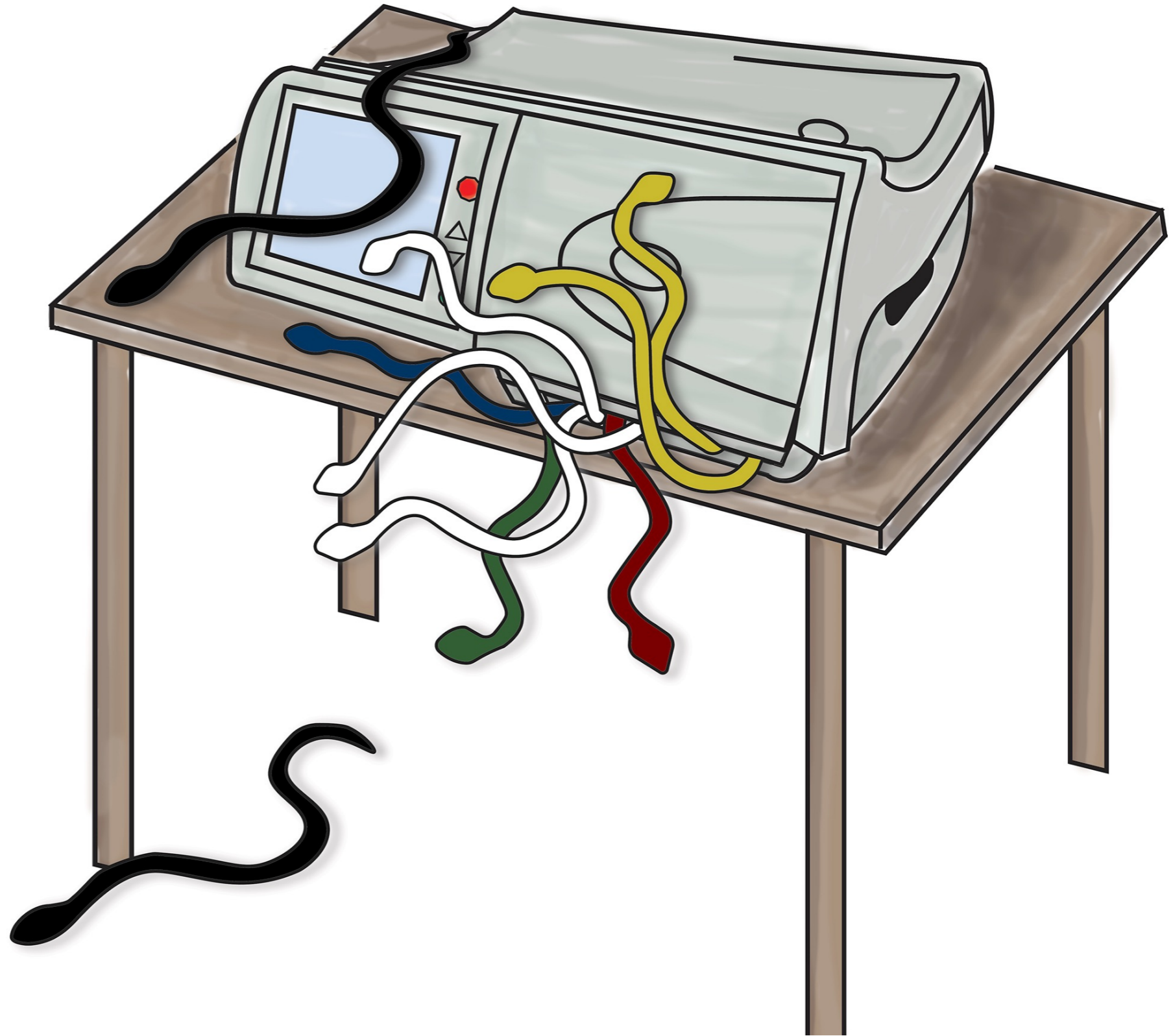
discoveries

self-image



discoveries

the anxiety factor



discoveries

in-human connection



discoveries

ball and chain effect



discoveries

sacred space



026 - 20226

15JR08025

Safe Cap



wow this study informs my work

case in point : patient portal

- the emotional state of patients has a profound impact on their ability to use our technologies
- cognitive overload is probably happening before they even approach our interfaces
- self-care requires a measure of self-confidence and psychological resilience



opportunities for innovating

why couldn't we ...?

- alleviate body-image issues by ...
- reduce patients' anxiety by ...
- make the experience more human by ...
- soften the alarms and machine sounds by ...
- increase mobility by ...
- recycle disposables and ...



opportunities for innovating

reduce patients' anxiety

How to Remove a Leech

The Art of **MANLINESS**
EST. 1988

1. Don't panic. Leeches don't transmit diseases and aren't poisonous. In fact, it's more harmful to remove them the wrong way than simply let them do their business.

2. If you find one leech, check for others. They release an anesthetic so their bites are painless; where there's one, there's likely more.

3. If you can stomach it, wait for the leech to finish its meal and detach naturally, which takes about 20 minutes.

4. Otherwise, use a flat-edged tool like a credit card or your fingernail to pry the leech from its narrow sucking end.

5. Flick it off quickly; once the leech is detached, it will try to re-attach to your skin.

6. Treat as needed. Leeches inject the wound with an anticoagulant. Wash and bandage the area, and be prepared to change them regularly for up to a couple days. If it bleeds beyond that, see a doctor.

© Art of Manliness and Ted Slampyak. All Rights Reserved.

by offering one, simple set of instructions, we could reduce their cognitive load, and hence, their level of stress – unless, of course, they have a leech.



opportunities for innovating

make the experience more human

by incorporating sounds from nature, like that of a gently flowing fountain, we could create something closer to a soothing, meditative experience





opportunities
for innovating
soften the alarms

by adopting gentler
alerts rather than
harsh alarms, much
unnecessary stress
could be alleviated



opportunities for innovating

add mobility for capd patients

in place of a stationary iv pole, mimic camelbak's system of carrying a "bladder" full of fluid in a modified backpack, so fills could be done while a patient goes about doing their normal daily routine



opportunities for innovating recycling disposables waste

transform the large
volume of trash into
something useful

